


Name _____ Date _____

FEELINGS



B1 Arbeitsplan Englisch vom 20.04. bis 03.05.2020

3. UND 4. KLASSE

- Cut out the words and glue them on the matching pictures (p.5)**
Schneide die Wörter aus und klebe sie auf die richtigen Bilder (S.5)
 - Copy the new vocabulary - FEELINGS**
Schreibe die neuen Vokabeln "FEELINGS" ab.
 - Draw a line (p.6 & 7)**
Verbinde die Bilder mit den richtigen Wörtern (S.6 & 7).
 - Wordworm (p.8)**
Wortwurm: Kreise die Wörter ein und schreibe sie zu den passenden Bildern (S.8).
 - Listen and number (p.9)**
Verstehen: Höre das Audiofile an und nummeriere die Bilder (S.9).
<https://wilhelm-hauff-grundschule.de/download/listen-and-number-feelings/>
 - Draw the feelings (p.10)**
Zeichne Augen, Augenbrauen, Nase und Mund, um die Gefühle zu zeigen (S.10).
 - Copy the new vocabulary - SONG: IF YOU'RE HAPPY**
Schreibe die neuen Vokabeln "SONG: If YOU'RE HAPPY " ab.
 - Design the title page nicely (p.1)**
Gestalte die Titelseite (S.1).
-

4. KLASSE UND ZUSATZAUFGABEN FÜR 3. KLASSE

- Practice the song: IF YOU'RE HAPPY (p.11)**
Übe das Lied: IF YOU'RE HAPPY (S.11).
<https://wilhelm-hauff-grundschule.de/download/song-if-youre-happy-and-you-know-it/>
- Story: Going to Timuctoo (p.12-14)**
Höre dir die Geschichte "Going to Timuctoo" an und nummeriere die Bilder in der richtigen Reihenfolge (S.12-14).
<https://wilhelm-hauff-grundschule.de/download/story-going-to-timuctoo/>

Schneide die Bilder aus und klebe sie auf die passenden Seiten auf S.14.
Wenn du willst, kannst du ein Büchlein basteln (s. S.13) und die Bilder anmalen.
- Copy the new vocabulary - STORY: GOING TO TIMBUCTOO**
Schreibe die neuen Vokabeln "STORY: GOING TO TIMBUCTOO " ab.

B1 Arbeitsplan Englisch
vom 20.04. bis 03.05.2020

Extras für alle:



Online game:

<https://learnenglishkids.britishcouncil.org/word-games/emotions-and-feelings-1>
<https://learnenglishkids.britishcouncil.org/word-games/emotions-and-feelings-2>

ONLINE-ENGLISCH-SPRECHSTUNDE

für Fragen, Sprechübungen und Hilfe:

Mi, 22.04., Do 23.04., Mi 29.04 und Do. 30.04.,

jeweils von 10.00h bis 10.45h

Ihr braucht keinen Login, nur den Link in den Browser (am besten Chrome) eingeben:

<https://meet.jit.si/WilhelmHauffMrsSmith>

Wenn ihr mir per etwas per Mail schicken wollt, bin ich unter folgender Adresse erreichbar:

frau.smith@gmx.de

Ich freu mich auf euch!

1. My new vocabulary



sad



angry



scared



fine



happy



tired



hungry



excited



bored








lonely



ill

1. My new vocabulary




- 1 Read the words. 
- 2 Cut out the words and the pictures. 
- 3 Glue the words and the matching pictures on the cards. 
- 4 Put your cards into your word box. 

sad	angry	scared	fine
happy	tired	hungry	excited
bored	lonely	ill	

2. Draw a line

1 Read the words. 

2 Draw a line from the picture to the word. 




sad
angry
scared
fine
happy
tired
hungry
excited

2. Draw a line

1 Read the sentences. 

2 Draw a line from the picture to the sentence. 




Julie is sad.
The boy is angry.
Kevin is scared.
The girl is fine.
Leon is happy.
The girl is tired.
The boy is hungry.
Stella is excited.
Tim is bored.
Linda is lonely.
Melanie is ill.

3. Word worm

1 Read the words. 

2 Circle the words. 



3 Write down the words. 























4. Listen and number


1 Listen to the CD.   ¹³

2 Number the pictures. ¹²³ 


Du findest das Audiofile auf der Schul-Website:

Lernplattform > Klassen > B1 > Englisch


Link: <https://wilhelm-hauff-grundschule.de/download/listen-and-number-feelings/>




This is how I look when I am...



happy




sad



angry



hungry







excited



tired

**Draw eyes, eyebrows, a nose and a mouth
to show each feeling.**

5. Song: If you're happy

- 1 Listen to the song.   ^{14, 15}.....➔
- 2 Read the text. 
- 3 Sing the song. 

Du findest das Audiofile auf der Schul-Website:
Lernplattform > Klassen > B1 > Englisch
Link: <https://wilhelm-hauff-grundschule.de/download/song-if-youre-happy-and-you-know-it/>

Text/Musik: traditionell



The musical score is written in 4/4 time with a key signature of one flat (Bb). It consists of four staves of music. The lyrics are: "1. If you're hap - py and you know it, clap your hands. If you're hap - py and you know it, clap your hands. If you're hap - py and you know it, if you're hap - py and you know it, if you're hap - py and you know it, clap your hands." The chords are: F, C7, B, and F. There are two 'clap clap' markings above the music.










2. If you're happy and you know it, stomp your feet ...

3. If you're happy and you know it, jump up high ...

4. If you're happy and you know it, shake your body ...




6. Minibook: Going to Timbuctoo

- 1 Listen to the story.   ¹⁶
- 2 Number the pictures. 123 
- 3 Cut out the pictures. 
- 4 Glue the pictures into your minibook. 
- 5 Fold your minibook.
- 6 Read the story to your partner.  

Du findest das Audiofile auf der Schul-Website:



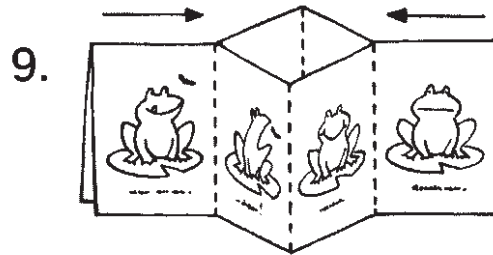


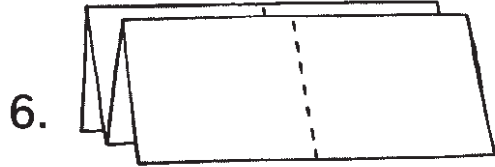
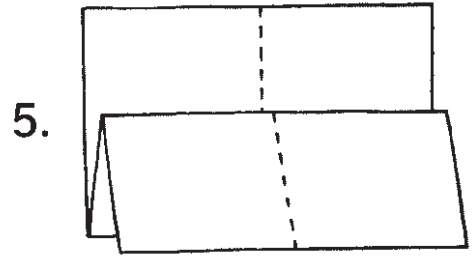

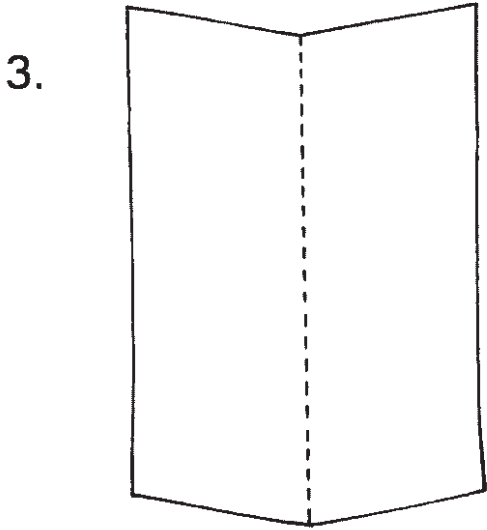


Lernplattform > Klassen > B1 > Englisch

Link: <https://wilhelm-hauff-grundschule.de/download/story-going-to-timbuctoo/>



6. Minibook

How to fold your minibook.



3

And so the happy elephant and the scared monkey are going to Timbuctoo. And they walk and walk.

2

A happy elephant is going to Timbuctoo. He walks and walks and walks. On his way he sees a monkey. The monkey is very scared. The elephant says, "Why are you so scared? Come with me to Timbuctoo." - "O.K.", says the monkey.

1

Going to Timbuctoo

And in Timbuctoo they have a party and then they go to sleep.

8

The elephant sees a snake in the grass. The snake is very angry. So the elephant says to the snake, "Why are you so angry? Come with us to Timbuctoo." - "O.K.", says the snake.

And so the happy elephant, the scared monkey and the angry snake are going to Timbuctoo. And they walk and walk and walk.

The elephant sees a crocodile in the river. The crocodile is very sad. So the elephant says to the crocodile, "Why are you so sad? Come with us to Timbuctoo." - "O.K.", says the crocodile.

And so the happy elephant, the scared monkey, the angry snake and the sad crocodile are going to Timbuctoo. And they walk and walk and walk.

4

5

6

7

my new vocabulary
FEELINGS

Deutsch	English
glücklich	happy
gut	fine
müde	tired
ängstlich	scared
krank	ill
aufgeregt	excited
hungrig	hungry
traurig	sad
gelangweilt	bored
einsam	lonely
böse	angry

my new vocabulary
SONG: IF YOU'RE HAPPY

Deutsch	English
Wenn du glücklich bist	If you're happy
und du es weißt	and you know it
klatsch in die Hände	clap your hands
stampf die Füße	stomp your feet
springe hoch	jump up high
schüttele deinen Körper	shake your body

my new vocabulary
STROY: GOING TO TIMBUCTOO

Deutsch	English
der Elefant	the elephant
zu gehen	to walk
zu sehen	to see
der Affe	the monkey
zu sagen	to say
warum	why
zu kommen	to come
das Gras	the grass
das Krokodil	the crocodile
der Fluss	the river
zu haben	to have
die Party	the party
zu schlafen	to sleep

